

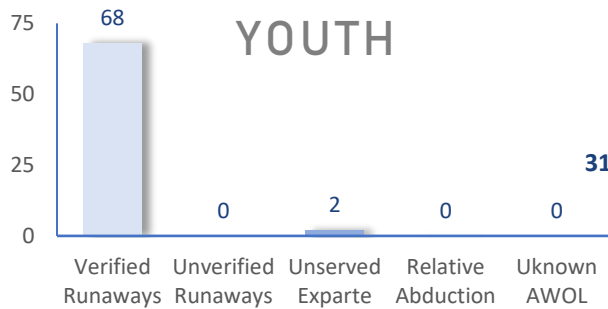
The following statistics show the status and demographics of absent Kansas foster youth and track DCF's successful recovery efforts.

## RECOVERED YOUTH

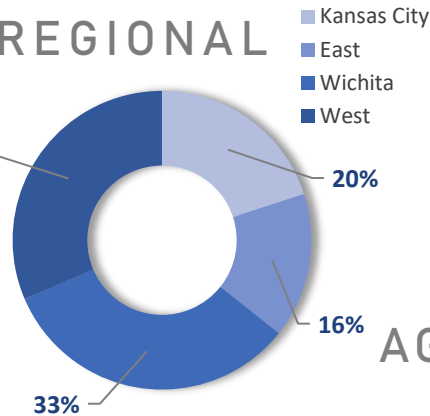


\*A youth may be recovered more than once per month.

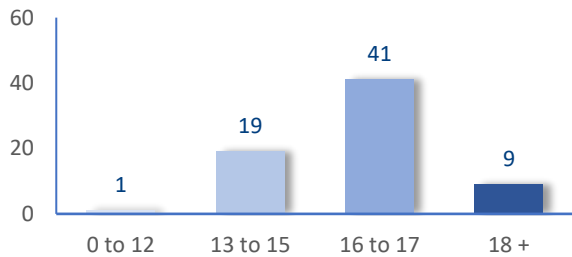
## CURRENT AWOL YOUTH



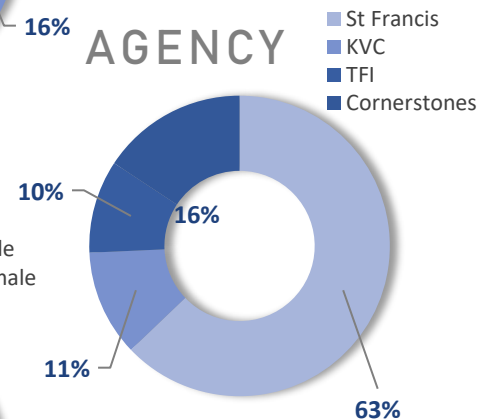
## REGIONAL



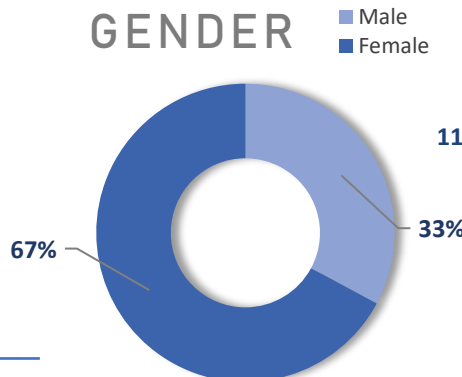
## AGE



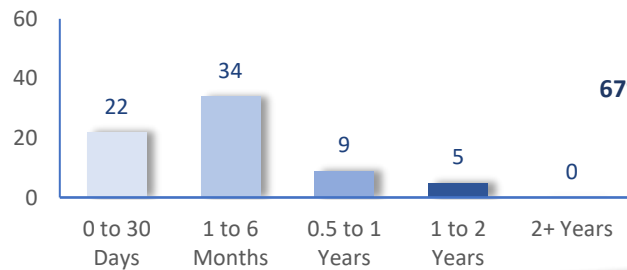
## AGENCY



## GENDER



## TIME



## DAILY AWOL YOUTH

# 2022

April		May		June		July	
DATE	# AWOL	DATE	# AWOL	DATE	# AWOL	DATE	# AWOL
1	62	2	69	1	70	1	71
4	60	3	68	2	68	5	69
5	66	4	72	3	71	6	72
6	66	5	70	6	72	7	69
7	67	6	66	7	74	8	67
8	67	9	66	8	72	11	70
11	67	10	67	9	73	12	
12	67	11	70	10	72	13	
13	67	12	71	13	70	14	
14	69	13	69	14	76	15	
15	70	16	67	15	75	18	
18	71	17	66	16	73	19	
19	71	18	64	17	74	20	
20	70	19	64	20	76	21	
21	71	20	65	21	76	22	
22	69	23	65	22	78	25	
25	67	24	66	23	69	26	
26	68	25	70	24	67	27	
27	68	26	70	27	67	28	
28	65	27	70	28	68	29	
29	64	31	71	29	72		
				30	72		